

vtech[®]
baby

Instruction Manual

Hide and Peek Soft Book



VTech understands that a child's needs and abilities change as they grow and with that in mind we develop our toys to teach and entertain at just the right level...

vtech Baby

Toys that will stimulate their interest in different textures, sounds and colours

I am...

...responding to colours, sounds and textures

...understanding cause and effect

...learning to touch, reach, grasp, sit-up, crawl and toddle

Birth-36 months



Pre-School

Interactive toys to develop their imagination and encourage language development

I want...

...to get ready for school by starting to learn the alphabet and counting

...my learning to be as fun, easy and exciting as can be

...to show my creativity with drawing and music so my whole brain develops

3-6 years



Electronic Learning Computers

Cool, aspirational and inspiring computers for curriculum related learning

I need...

...challenging activities that can keep pace with my growing mind

...intelligent technology that adapts to my level of learning

...National Curriculum based content to support what I'm learning at school

4-10 years



To learn more about this and other VTech® products, visit www.vtech.co.uk

INTRODUCTION

Thank you for purchasing the **Hide and Peek Soft Book**.

Cute soft baby bear features a light up heart button, press to hear fun phrases and songs. Place bear in the interactive pages of the big soft book and discover multiple manipulatives – lift the flap apple, discovery mirror, textured flower, peek-a-boo leaf, bee squeaker and more.

Big Soft Book



Soft Bear With Light
Up Heart Button

On/Off/Volume Selector

INCLUDED IN THE PACKAGE

- Soft Baby Bear
- **Hide and Peek Soft Book**

WARNING

All packing materials such as tape, plastic sheets, packaging locks, removable tags, cable ties, cords and packaging screws are not part of this toy, and should be discarded for your child's safety.

NOTE

Please keep this Instruction Manual as it contains important information.

WARNING:


Remove product from the infant carrier when the vehicle is moving.

WARNING:

Keep the soft toy out of the sleeping environment for babies under twelve months to avoid suffocation risk.

NOTE

The cord is not part of this toy. For your child's safety, please cut and discard the cord before using the product.




GETTING STARTED

WARNING:

Adult assembly required for battery installation.
Keep batteries out of reach of children.

Battery Removal and Installation

1. Make sure the unit is turned **Off**.
2. Find the battery cover on the electronic module inside the baby bear. use a screwdriver to loosen the screw, and then open the battery cover.
3. Remove old batteries by pulling up on one end of each battery.
4. Install 1 new AAA battery following the diagram inside the battery box. (For best performance, alkaline batteries or fully charged Ni-MH rechargeable batteries are recommended.)
5. Replace the battery cover and tighten the screw to secure.



IMPORTANT: BATTERY INFORMATION

- Insert batteries with the correct polarity (+ and -).
- Do not mix old and new batteries.
- Do not mix alkaline, standard (carbon-zinc) or rechargeable batteries.
- Only batteries of the same or equivalent type as recommended are to be used.
- Do not short-circuit the supply terminals.
- Remove batteries during long periods of non-use.
- Remove exhausted batteries from the toy.
- Dispose of batteries safely. Do not dispose of batteries in fire.

RECHARGEABLE BATTERIES

- Remove rechargeable batteries (if removable) from toy before charging.
- Rechargeable batteries are only to be charged under adult supervision.
- Do not charge non-rechargeable batteries.

Disposal of batteries and product



The crossed-out wheeled bin symbols on products and batteries, or on their respective packaging, indicates they must not be disposed of in domestic waste as they contain substances that can be damaging to the environment and human health.

The chemical symbols Hg, Cd or Pb, where marked, indicate that the battery contains more than the specified value of mercury (Hg), cadmium (Cd) or lead (Pb) set out in the Batteries and Accumulators Regulation.

The solid bar indicates that the product was placed on the market after 13th August, 2005.



Please dispose of your product and batteries responsibly.

In the UK, give this toy a second life by disposing of it at a small electricals collection point* so all of its materials can be recycled.

Learn more at:




www.vtech.co.uk/recycle

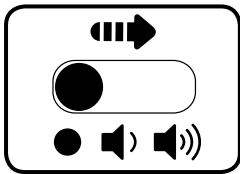
www.vtech.com.au/sustainability

* Visit www.recyclenow.com to see a list of collection points near you.

PRODUCT FEATURES

1. On/Off/Volume Selector

To turn the unit **On**, slide the **On/Off/Volume Selector** to the Low volume  or the High volume  position. You will hear a playful song, a phrase and a short tune. To turn the unit **Off**, slide the **On/Off/Volume Selector** to the **Off**  position.



2. Automatic Shut-Off

To preserve battery life, the **Soft Baby Bear** will automatically power down after approximately 20 seconds without input. The unit can be turned on again by pressing heart button.

NOTE

If the unit powers down or if the light fades out during play, please install a new set of batteries.

ACTIVITIES

1. Light Up Heart Button

Press the **Light Up Heart Button** to hear songs, phrases, funny sounds and melodies. The lights will flash with the sounds.



MELODY LIST

1. Aitken Drum
2. Au Clair de Lune
3. White Coral Bells
4. Bingo
5. Where Has My Little Dog Gone?
6. Good Morning Merry Sunshine
7. Hey Diddle Diddle
8. Incy Wincy Spider
9. London Bridge
10. Yankee Doodle
11. Mary Had a Little Lamb
12. Mulberry Bush
13. Old MacDonald
14. Pat a Cake
15. Skip to my Lou
16. Take Me Out to the Ball Game
17. MacNamaras band
18. Row, Row, Row Your Boat
19. Teddy Bear's Picnic
20. Three Little Kittens

SONG LYRICS

Song 1

I'm a cute little bear, come with me, let's explore.
Look through this book with me, discovering along the way!

Song 2

You're my best friend,
Let's go adventuring
Exploring until the days end.

Song 3

I live in the forest,
I love eating yummy fruit.
I'm such a happy bear.

CARE & MAINTENANCE

1. Keep the unit clean by wiping it with a slightly damp cloth.
2. Keep the unit out of direct sunlight and away from any direct heat sources.
3. Remove the batteries if the unit will not be in use for an extended period of time.
4. Do not drop the unit on hard surfaces and do not expose the unit to moisture or water.
5. If the unit stops working or malfunctions, install a new set of batteries.

TROUBLESHOOTING

If for some reason the program/activity stops working or malfunctions, please follow these steps:

1. Please turn the unit **Off**.
2. Interrupt the power supply by removing the batteries.
3. Let the unit stand for a few minutes, then replace the batteries.
4. Turn the unit **On**. The unit should now be ready to play with again.
5. If the product still does not work, install a brand new set of batteries.

CONSUMER SERVICES

Creating and developing **VTech®** products is accompanied by a responsibility that we at **VTech®** take very seriously. We make every effort to ensure the accuracy of the information, which forms the value of our products. However, errors sometimes can occur. It is important for you to know that we stand behind our products and encourage you to call our Consumer Services Department with any problems and/or suggestions that you might have. A service representative will be happy to help you.

UK Customers:

Phone: 0330 678 0149 (from UK) or +44 330 678 0149 (outside UK)
Website: www.vtech.co.uk/support

Australian Customers:

Phone: 1800 862 155
Website: support.vtech.com.au

NZ Customers:

Phone: 0800 400 785
Website: support.vtech.com.au

PRODUCT WARRANTY/ CONSUMER GUARANTEES

UK Customers:

Read our complete warranty policy online at vtech.co.uk/warranty.

Australian Customers:

VTECH ELECTRONICS (AUSTRALIA) PTY LIMITED –
CONSUMER GUARANTEES

Under the Australian Consumer Law, a number of consumer guarantees apply to goods and services supplied by VTech Electronics (Australia) Pty Limited. Please refer to vtech.com.au/consumerguarantees for further information.

**Visit our website for more
information about our products,
downloads, resources and more.**

www.vtech.co.uk
www.vtech.com.au

